



BEVERAGE-AIR®

Project: _____	AIA#
Item: _____	
Location: _____	SIS#
Approved: _____	

MODEL:
CT1HC-1S

TOP MOUNTED CROSS-TEMP®

CT1HC Solid Door Variable Speed Freezer/Refrigerator Hydrocarbon Series



3 Year Parts/Labor Warranty
Additional 4 Year Compressor Warranty

CABINET CONSTRUCTION

- Exterior is stainless steel front with continuous coil coated sides
- Interior liner is made of corrosion resistant aluminum
- Door lock
- Expansion valve technology
- Easily converts from refrigerator to freezer
- Single cabinet configurable to all menu initiatives, temperature range of -15 to 40° F
- Modulates coil temp to achieve desired set point
- Intuitive compressor
- Variable speed compressor technology achieve 30% more energy efficiency
- Quicker pull-down
- Improved product stability
- Rapid recovery defrost
- Three (3) epoxy coated shelves

OPTIONS & ACCESSORIES

- Stainless steel exterior
- Stainless steel interior
- Stainless steel tray (A)
- Stainless steel
- Universal tray slide (AC)
- Epoxy coated wire rod tray slide (Kit #4)
- Additional shelves
- Left hand hinged
- 3" Casters
- 6" flanged legs

REFRIGERATION SYSTEM

- Uses environmentally friendly, energy efficient R290 refrigerant, and meets all regulatory requirements for CARB, SNAP, DOE & more
- Adaptive defrost
- Epoxy coated evaporator coil

CT1HC TOP MOUNT MODELS CROSS-TEMP®




 Please verify qualifying units by visiting:
www.energystar.gov/cfs

3779 Champion Blvd., Winston-Salem, NC 27105
 1-888-845-9800 Fax: 1-336-245-6453
 Beverage-Air.com Sales@bevair.com



BEVERAGE-AIR

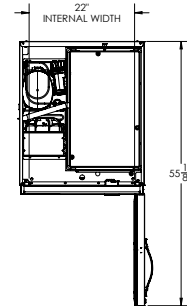
Cross Temp® Top Mount Freezer/Refrigerators Model: CT1HC-1S

MODEL	CT1HC-1S
EXTERNAL DIMENSIONAL DATA	
Width Overall	26"
Depth Overall with Handle	33 ¾"
Height Overall	85"
Number of Doors	1
Depth with Door Open 90°	55 ½"
Door Opening (in)	21 ⅝" x 61 ⅝"
INTERNAL DIMENSIONAL DATA	
NET Capacity (cubic ft.)	23.1
Internal Width Overall (in)	22"
Internal Depth Overall (in)	26 ⅞"
Internal Height Overall (in)	62"
Number of Shelves	3
ELECTRICAL DATA	
Full Load Amperes 115/60/1	8.0
REFRIGERATION DATA	
Horsepower*	4/5
Capacity (BTU/Hr)*	Variable Speed Technology
SHIPPING DATA	
Gross Weight - Crated	340 lbs
Height - Crated	88"
Width - Crated	41"
Depth - Crated	33"

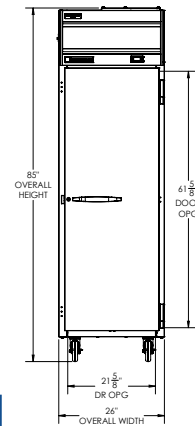
*NOTE: Remote units are field wired and come with 6" legs.
Refrigerant must be specified at time of order.

Model Views

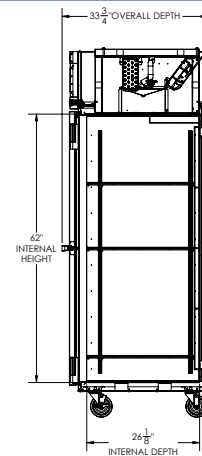
Required Clearance: Top 12", Rear 3"



PLAN VIEW



ELEVATION VIEW



SIDE VIEW

*ELECTRICAL CONNECTION



115/60/1
NEMA 5-15P

Unit pre-wired at factory and include 8' long cord and plug set.



3779 Champion Blvd., Winston-Salem, NC 27105 1-888-845-9800 Fax: 1-336-245-6453 Beverage-Air.com Sales@bevair.com

an Ali Group Company



The Spirit of Excellence